


ST. PBN PUBLIC SCHOOL  
UT-II ASSESSMENT  
CLASS - LKG  
ENGLISH  
SAMPLE PAPER

TIME: 2 Hours

MM: 35

NAME: \_\_\_\_\_ ROLL NO: \_\_\_\_\_

Q1. Identify the picture and write the correct letter. (1X6=6)



\_\_\_\_\_

\_\_\_\_\_

\_\_\_\_\_

\_\_\_\_\_



\_\_\_\_\_

\_\_\_\_\_

\_\_\_\_\_

\_\_\_\_\_




\_\_\_\_\_

\_\_\_\_\_

\_\_\_\_\_

\_\_\_\_\_



\_\_\_\_\_

\_\_\_\_\_

\_\_\_\_\_

\_\_\_\_\_



5.

Four horizontal lines for writing: a top red line, two middle blue lines, and a bottom red line.



6.

Four horizontal lines for writing: a top red line, two middle blue lines, and a bottom red line.

**Q.2 Fill in the blanks with the correct letter: (1X5=5)**

1. F \_\_\_\_ H

2. T \_\_\_\_ V

3. X \_\_\_\_ Z

4. \_\_\_\_ RS

5. CD \_\_\_\_

**3.Match the capital letters with their small letters:- (1X5=5)**

1. B

r

2. F

j

3. R

f

4. J

m

5. M

b

**Q4. Write lowercase letters of the alphabet(a-z). (0.5X26=13)**

Handwriting practice lines consisting of 13 sets of four horizontal lines (top and bottom lines are red, middle two are blue).

**Q6. Identify the letter and circle the correct picture. (1X4=4)**

**i) L**



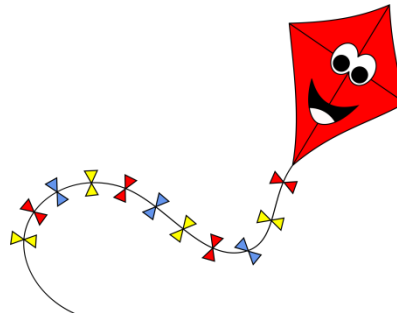
ii) B



iii) W



iv) X



Q5. Write the given letter in lowercase :-

(0.5X4=2)

i) I



ii) E



**iii) P**



**iv) M**



सेंट. पी. बी. एन. पब्लिक स्कूल, गुरुग्राम

Sample Paper

कक्षा : LKG

विषय : हिंदी

समय: 2 घंटे

अंक: 35

नाम: \_\_\_\_\_

अनुक्रमांक: \_\_\_\_\_

सामान्य निर्देश:

1. सभी प्रश्नों के उत्तर देना अनिवार्य है।
2. लेख और वर्तनी का ध्यान रखें।
3. प्रश्नों को ध्यान से पढ़कर उत्तर दीजिए।

प्रश्न 1. चित्र देखकर पहला अक्षर लिखिए ।

(1X7=7)

(क)



\_\_\_\_\_

(ख)




\_\_\_\_\_

(ग)



\_\_\_\_\_

(घ)



\_\_\_\_\_

(ङ)



\_\_\_\_\_



(च)

\_\_\_\_\_



(छ)

\_\_\_\_\_

प्रश्न 2. अक्षर से सही चित्र मिलाए ।

(1X6=6)

(क) आ



(ख) इ



(ग) औ



(घ) ऐ



(ङ) ऊ



(च) अं



प्रश्न 3. अक्षर के साथ सही अक्षर मिलाए ।

(1X6=6)

ढ

ल

ल

ह

ह

ढ

त्र

ज्ञ

ज्ञ

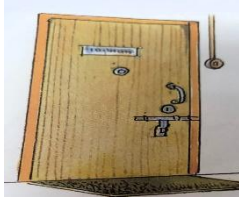
ग

ग

त्र

प्रश्न 4. चित्र देखकर सही अक्षर पर गोले बनाइए ।

(1X6=6)



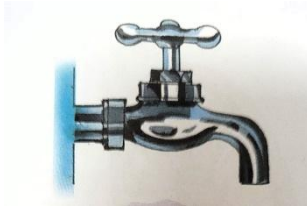
द त व प

ध थ प भ



द प व ह

ध व म त



न र थ प

प न म र

प्रश्न 5. रिक्त स्थानों में सही व्यंजन भरें ।

(1x10=10)



ख ग ङ

च ज ञ

ठ ढ

थ ध

St. PBN PUBLIC SCHOOL  
UT-II ASSESSMENT  
CLASS -LKG  
MATHS  
SAMPLE PAPER

Time: 2 Hours

MM-35

NAME: \_\_\_\_\_

DATE: \_\_\_\_\_

q1. Write number names (1 - 10).

(0.5X10=5)

1. \_\_\_\_\_  
\_\_\_\_\_

7. \_\_\_\_\_  
\_\_\_\_\_

2. \_\_\_\_\_  
\_\_\_\_\_

8. \_\_\_\_\_  
\_\_\_\_\_

3. \_\_\_\_\_  
\_\_\_\_\_

9. \_\_\_\_\_  
\_\_\_\_\_

4. \_\_\_\_\_  
\_\_\_\_\_

10. \_\_\_\_\_  
\_\_\_\_\_

5. \_\_\_\_\_  
\_\_\_\_\_

6. \_\_\_\_\_  
\_\_\_\_\_

**Q2. Write what comes before.**

**(1X5=5)**

i) \_\_\_\_\_ 18

ii) \_\_\_\_\_ 15

iii) \_\_\_\_\_ 13

iv) \_\_\_\_\_ 6

v) \_\_\_\_\_ 16

**Q3. Match the same shapes.**

**(1X5=5)**



**Q4. Write Counting 51 to 100.**

**(10)**

T	O	T	O	T	O	T	O	T	O



**Q5. Draw the correct number of balls in each box.**



**(1X2=2)**



<b>ONE</b>	<b>5</b>	<b>1</b>	<b>9</b>
<b>THREE</b>	<b>5</b>	<b>4</b>	<b>3</b>



**Q6.Count the objects and find the sum.**



**(1X5=5)**

(i)  +  =

(ii)  +  =

(iii)  +  =

(iv)  +  =

(v)  +  =

**Q7.What comes between**

**(1X3=3)**

1. 25\_\_\_\_27

2. 6\_\_\_\_8

3. 11\_\_\_\_13

St. PBN PUBLIC SCHOOL  
UT-II ASSESSMENT  
CLASS - LKG  
EVS  
SAMPLE PAPER

Time: 2 Hours

MM-35

NAME: \_\_\_\_\_






DATE: \_\_\_\_\_

**Q1. Match the community helpers with their tools. (1X5=5)**









**Q2. Colour the circle brown below the animals that you see at the zoo.** **(1X5=5)**



**Q3. Colour the circle green below the things you see at the park. (1X5=5)**



**Q4. Write 'L' for land transport 'W' for water transport 'A' for air transport. (1X8=8)**



1.







2.



3.



4.



5.



6.



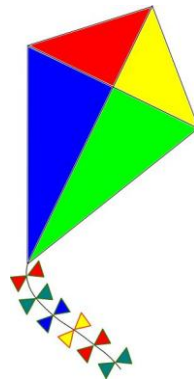
7.



8.



**Q6. Tick (✓) the things below the picture that you see in a Birthday Party.** (1X5=5)



**Q7. Match the pair according to the festivals.**

**(1X7=7)**



